

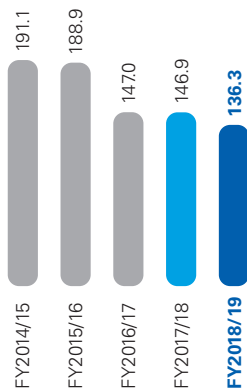
# Group Financials

## Continuing to Deliver Resilient Performance

Profit on Operating Activities (S\$m)

**S\$136.3m**

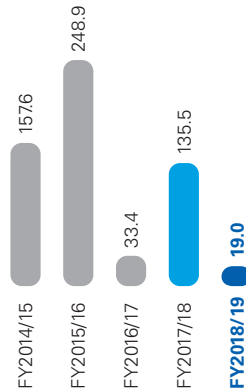
FY2017/18  
**S\$146.9m**



Net Profit (S\$m)

**S\$19.0m**

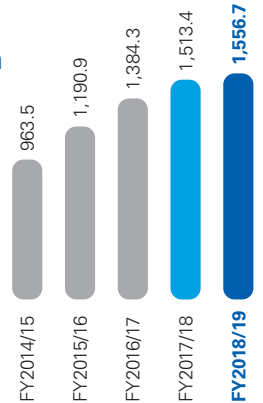
FY2017/18  
**S\$135.5m**



Revenue (S\$m)

**S\$1,556.7m**

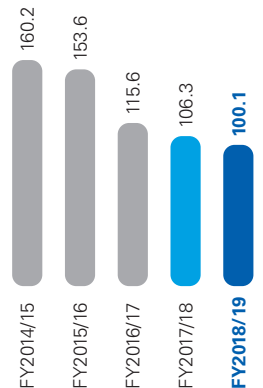
FY2017/18  
**S\$1,513.4m**



Underlying Net Profit (S\$m)

**S\$100.1m**

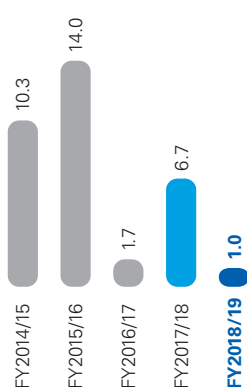
FY2017/18  
**S\$106.3m**



Return on Average Invested Capital (%)

**1.0%**

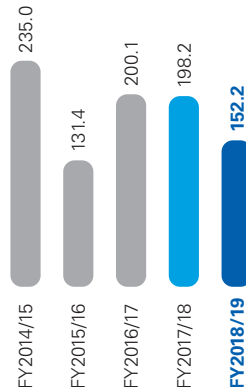
FY2017/18  
**6.7%**



Operating Cash Flow (S\$m)

**S\$152.2m**

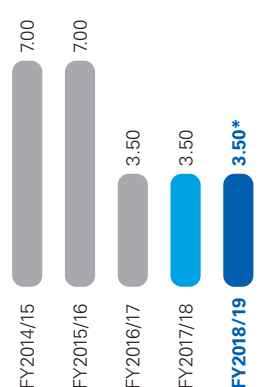
FY2017/18  
**S\$198.2m**



Dividend (cents per share)

**3.50\* cents**

FY2017/18  
**3.50 cents**



\* Including final dividend of 2.0 cents per share for the approval of shareholders at the 27<sup>th</sup> Annual General Meeting