



GROUP FINANCIALS

INCOME STATEMENT


Revenue (S\$M)




Return on Average Invested Capital (%)



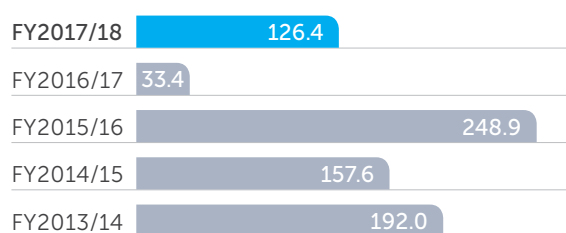
Operating Profit (S\$M)




Operating Cash Flow (S\$M)



Net Profit (S\$M)



Dividend (cents per share)



* Including final dividend of 2.0 cents per share for the approval of shareholders at the 26th Annual General Meeting

Underlying Net Profit (S\$M)

