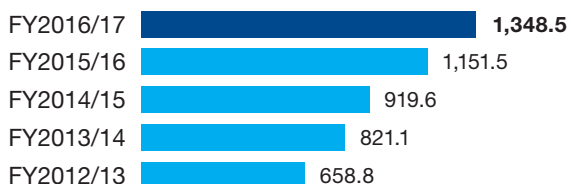


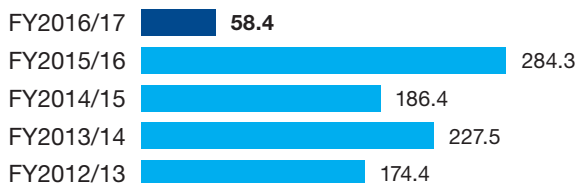
GROUP FINANCIALS

INCOME STATEMENT

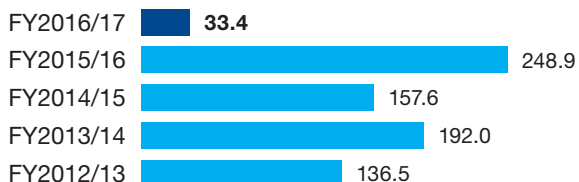
Revenue (S\$M)



Operating Profit (S\$M)



Net Profit (S\$M)



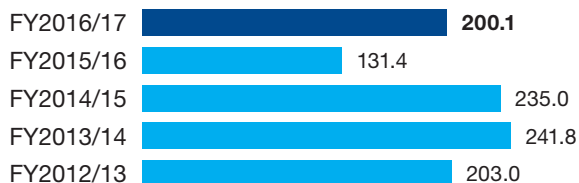
Underlying Net Profit (S\$M)



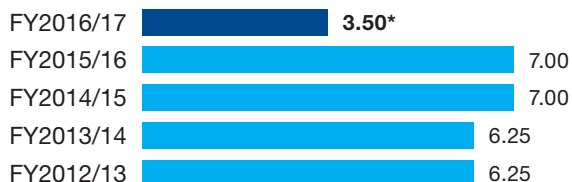
Return on Average Invested Capital (%)



Operating Cash Flow (S\$M)



Dividend (cents per share)



* Including final dividend of 0.5 cent per share for the approval of shareholders at the 25th Annual General Meeting.