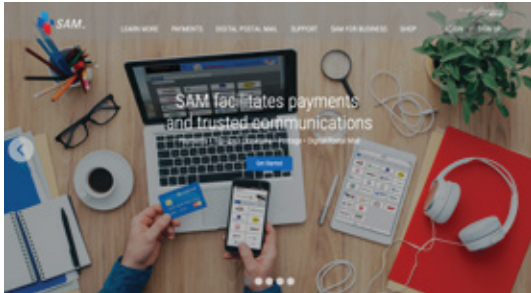


My Mail Box Application Guide

Follow these steps to apply My Mail Box online!

Step 1

Sign up or log in to your mySAM account at <https://www.mysam.sg>



Step 2

After logging in, click on **PAYMENTS** tab



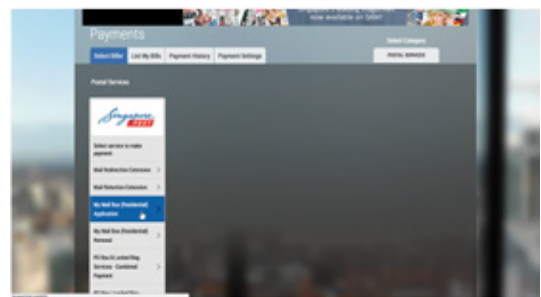
Step 3

Mouseover "Select Category" to activate drop-down menu and select **POSTAL SERVICES**



Step 4

Select "**My Mail Box Application**"

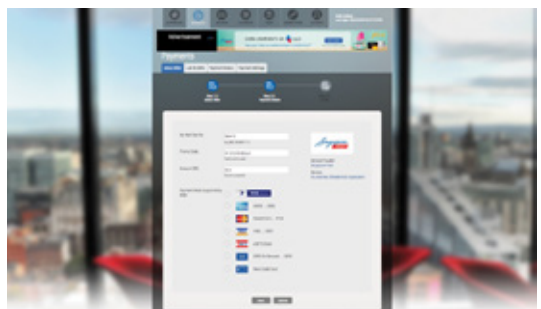


Step 5

Select your **My Mail Box Number** and fill up the necessary information. Click Submit to proceed

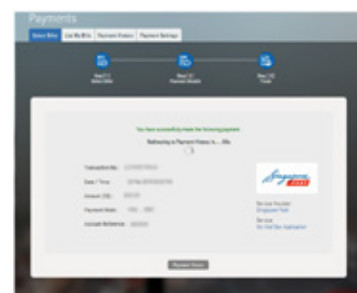
Step 6

Select **mode of payment** and click on Submit



Step 7

Enter your payment details and wait for payment confirmation before leaving the page



For more information, please call us at 1605 (24/7 Customer Care Hotline)